




## Exploring Autumn

### Acorn Class – Autumn 1 (2 weeks)

	<p style="text-align: center;"><b>Overview</b></p> <p>We have nearly completed our first term at school! Over the next few weeks, we will be continuing to support your child with understanding our 3 school rules: Be Ready, Be Respectful, Be Safe. We will also focus on developing their understanding of what each of our PRIDE values mean: What is a POSITIVE Panda, RESPECTFUL Rhino, INDIVIDUAL Iguana, DETERMINED Dingo or an EXCELLENT Elephant?</p> <p>During our ‘Exploring Autumn’ project, your child will go on a woodland walk to learn about the seasonal changes that happen in Autumn. They will learn about birds and animals that live in the woods and how they survive as the weather gets colder. They will take part in practical and creative activities that will support them to learn about Autumn. They will also become very familiar with the texts, ‘Leaf Man’ by Lois Ehlert and ‘Pumpkin Soup’ by Helen Cooper.</p>
<p><b>Vocabulary</b></p> <p><i>Acorns, Autumn, badger, blackberries, conkers, fox, harvest, hedgehog, hibernate, leaves, pine cones, pumpkins, season, spider, squirrel, wild animal, woodland</i></p>	<p><b>Memorable Experiences</b></p> <p>We will start our project by going on an Autumn walk around the school grounds, where we will collect natural objects which we will use creatively in our classroom.</p> <p>We will be learning Autumn poems and a harvest song and will perform these to our parents during our ‘Stay and Play’ session on <b>WEDNESDAY 19<sup>th</sup> OCTOBER</b> (9am – 10:30am).</p>
<p><b>PRIME AREAS</b></p>	
<p style="text-align: center;"><b>Communication and Language</b></p> <ul style="list-style-type: none"> <li>• Understand how to listen carefully and why listening is important</li> <li>• Learn new vocabulary</li> <li>• Use new vocabulary through the day</li> <li>• Articulate their ideas and thoughts in well-formed sentences</li> <li>• Describe events in some detail</li> <li>• Engage in story times</li> <li>• Listen to and talk about stories to build familiarity and understanding</li> <li>• Listen carefully to rhymes and songs, paying attention to how they sound</li> </ul>	<p style="text-align: center;"><b>Personal, Social and Emotional Development</b></p> <ul style="list-style-type: none"> <li>• See themselves as a valuable individual</li> <li>• Build constructive and respectful relationships</li> <li>• Express their feelings and consider the feelings of others</li> <li>• Manage their own personal hygiene</li> <li>• Talk with others to solve conflicts</li> <li>• Remember rules without needing an adult to remind them</li> </ul>
<p style="text-align: center;"><b>Physical Development</b></p> <p><b>Gross Motor Skills</b></p> <ul style="list-style-type: none"> <li>• Revise and refine the fundamental movement skills they have already acquired (walking, jumping, running, hopping, climbing)</li> <li>• Progress towards a more fluent style of moving, with developing control and grace</li> </ul> <p><b>Fine Motor Skills</b></p> <ul style="list-style-type: none"> <li>• Develop their small motor skills so that they can use a range of tools competently, safely and confidently (paintbrushes, scissors, knives/forks/spoons)</li> </ul>	





<ul style="list-style-type: none"> <li>Learn rhymes, poems and songs</li> <li>Engage with non-fiction books (about seasons/nature)</li> </ul>		<p>We start each day with fine motor activities – this develops your child’s hand muscle strength, which will support them to be confident writers! Our fine motor activities this term will involve using natural materials such as leaves, conkers, acorns and pumpkins/squashes.</p>
---	--	---

**SPECIFIC AREAS**

<p align="center"><u>Literacy</u></p> <ul style="list-style-type: none"> <li>Read individual letters by saying the sounds for them</li> <li>Begin to read individual letters by saying the sounds for them</li> <li>Answer questions about a text that has been read to them</li> <li>Repeat words and phrases from familiar stories</li> <li>Repeat new vocabulary in a context of a story</li> <li>Take an interest in mark making and give meaning to these marks</li> <li>Form some lowercase letters correctly</li> <li>Begin to write initial sounds and some other sounds they can hear in words</li> </ul>	<p align="center"><u>Mathematics</u></p> <ul style="list-style-type: none"> <li>Positional language (over, above, on, below, in, under, in-front, behind, beside, next to, opposite)</li> <li>Represent their experiences using models, drawings and maps</li> <li>2D shapes - Select, rotate and use shapes to make pictures</li> <li>Recognise circles, triangles, squares and rectangles</li> <li>Use vocabulary such as curved/straight/pointy/corner/side to describe shapes</li> </ul>
--	--

<p align="center"><u>Understanding the World</u></p> <ul style="list-style-type: none"> <li>Understand the effect of changing seasons on the natural world around them</li> </ul>	<p align="center"><u>Expressive Arts and Design</u></p> <ul style="list-style-type: none"> <li>Develop storylines in their pretend play</li> <li>Explore, use and refine a variety of artistic effects to express their ideas and feelings</li> <li>Listen attentively, move to and talk about music, expressing their feelings and responses</li> <li>Explore and engage in music making and dance, performing solo or in groups</li> </ul> <p><i>Music is taught by Miss P on a Thursday, when Miss Simmonds has her Leadership time.</i></p>
---	---

**Reminders**

- Your child needs to have their book bag, a water bottle and their PE kit in school every day
- Your child’s learning journey will be available for you to see through Tapestry. Please comment on these observations if you wish!
- Complete WOW vouchers for anything that has made your heart burst with PRIDE!
- Home work activities will be posted on Tapestry for your child to complete – this will include phonics practise, daily reading and discussion about our topic
- Dojo points will be given to your child when they follow the PRIDE values – keep a look out for messages home about your child’s super behaviour!
- Mrs Simmonds is available to talk to you at any point – communication in the Early Years is vital, so please pop in if you need to
- Our learning partners in Acorn class this year are Miss P (all day Monday, Tuesday, Thursday, Friday) and Mrs Tanner (all day Wednesday/Thursday)
- We are also welcoming Miss Spencer to the Early Years Team this term – she is a trainee teacher and will be with us until the end of November

**The Early Years Team**

